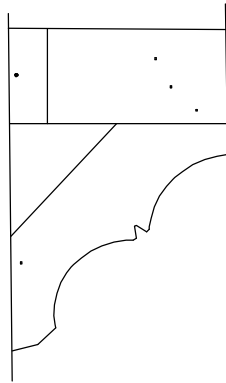
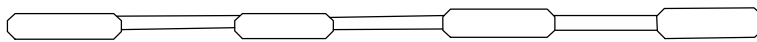
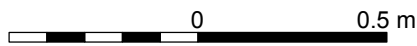


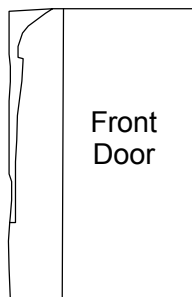
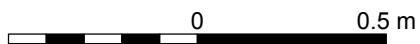
5.1 Front Purlin
Scale 1:50



5.2 Detail of Windbrace
Scale 1:20



5.3 Section through the post and plank partition
Scale 1:20



5.4 Timber near Door
Scale 1:50



Figure 5: Ty'n Twr
Detailed drawings